

# UK WINE INDUSTRY DATA 2023

## Overview

Data from Food Standards Agency Wine Team



**1,030**  
vineyards  
**+87**



**221**  
wineries  
**+12**



**4,209ha**



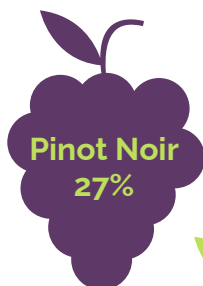
**+123% in 10 years**

## Grape varieties

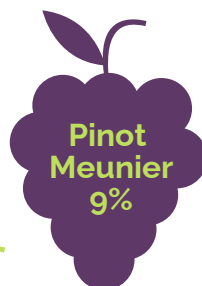
Data from Food Standards Agency Wine Team




**Chardonnay**  
**32%**



**Pinot Noir**  
**27%**



**Pinot Meunier**  
**9%**



**Bacchus**  
**8%**



**Seyval Blanc**  
**3%**



**90+**  
different  
varieties

## Sparkling vs still

Data from WineGB Industry Survey 2024



**76%**  
sparkling



**23%**  
still

**Sparkling (method)**

**Traditional Method: 91%**  
**Charmat Method: 7%**  
**Carbonation: 1.8%**  
**Other: 0.2%**

**Still (colour)**

**White: 66%**  
**Rosé: 20%**  
**Red: 13%**  
**Other: 1%**

**WINEGB**  
WINES OF GREAT BRITAIN



# UK WINE INDUSTRY DATA 2023

## Sales

Data from WineGB Industry Survey 2024



**8.8m bottles sold in 2023**



**+10% from 2022**



**Sparkling: 6.2m bottles**

**+187% since 2018**  
(up from 2.2m bottles)



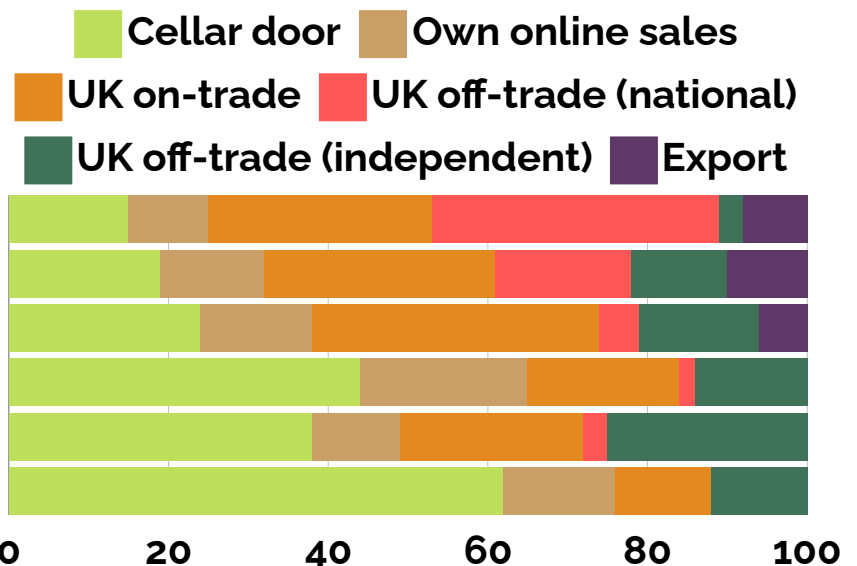
**Still: 2.6m bottles**

**+117% since 2018**  
(up from 1.2m bottles)

## Sales channel split by producer size:

Data from WineGB Industry Survey 2024

**Largest: >280,000 bottles**  
**Very large: 80 to 280,000 bottles**  
**Large: 32 to 80,000 bottles**  
**Medium: 12 to 32,000 bottles**  
**Small: 4 to 12,000 bottles**  
**Micro: <4,000 bottles**



# UK WINE INDUSTRY DATA 2023

## Sales channel split:

Data from WineGB  
Industry Survey 2024



## Data sources

Data on vineyard and winery numbers, total production (bottles/hl), and grape varieties planted have been sourced from the Food Standards Agency Wine Team.

Vineyards over 0.1 hectares are required to be registered with the Food Standards Agency Wine Team no later than six months after planting. Additional planting must be registered. Smaller vineyards must also be registered if operated commercially. Production returns are also required for submission each year. The Food Standards Agency database has 221 wine producers registered and returns were received or confirmed from 213; a 96.4% return rate.

All other information and analysis has been sourced and conducted by WineGB from data obtained in the WineGB Industry Survey 2024.

The WineGB Industry Survey is a comprehensive survey of the entire English and Welsh wine sector with representation from producers of all sizes. Participation is voluntary and in 2024, responses totalled 139 and represented 90% of total production.

Once collected, the data is analysed and sense checked by our Data Consultant against additional market data supplied from external sources and figures submitted in previous annual surveys. The sales figure is a mid-point estimate with a margin for error of +/- 500,000 bottles.